

TECHNICAL SPECIFICATIONS	
DIMENSIONS	PETROL
Length x Width x Height (mm)**	3700 x 1690 x 1595
Wheel Base (mm)	2435
Seating Capacity	5
Boot Space (With Parcel Tray)##	260 L
Fuel Tank Capacity	32 L
TRANSMISSION	
Type	5 MT / AMT
ENGINE	
Type	VVT
Displacement (cc)	1197
Number of Cylinders	4
Max Power (kW@rpm)	61@6000
Max Torque (Nm@rpm)	113@4200
Emission Type	BS VI
DRIVE PERFORMANCE	
Front Brakes	Disc
Rear Brakes	Drum
Front Suspension	McPherson Strut
Rear Suspension	Torsion Beam
Power Steering Type	Electrical
Turning Radius	4.7 m
Tyre Size	175/65R 15
Kerb Weight (kg)	840 - 865
EFFICIENCY	
Fuel Efficiency (km/l)*	20.89

**Width with body kit.

*Fuel efficiency as certified by test agency under rule 115 of CMVR 1989. **VDA Method.

FEATURE LIST				
FUEL TYPE	Sigma	Delta	Zeta	Alpha
	Petrol	Petrol	Petrol	Petrol
TRANSMISSION	MT	MT/AMT	MT/AMT	MT/AMT
EXTERIOR				
Body Coloured Door Handles	✓	✓	✓	✓
Body Coloured ORVMs	✓	✓	✓	✓
Turn Signal on ORVM	—	✓	✓	✓
Door Sash Black-out	—	✓	✓	✓
Fender Arch Moulding	—	✓	✓	✓
Side Sill Moulding	—	✓	✓	✓
Roof Rails	—	✓	✓	✓
Roof Spoiler	—	✓	✓	✓
Wheel Cover	—	—	—	—
Fog Lamps	—	—	✓	✓
Front Grille with Chrome Accents	—	—	✓	✓
Alloy Wheels	—	—	✓	✓
Puddle Lamp	—	—	—	✓
LED Projector Headlamps	—	—	—	✓
Daytime Running Lamps (DRL)	—	—	—	✓

INTERIOR				
Headlamp Leveller	✓	✓	✓	✓
Driver & Co-Driver Sun Visor	✓	✓	✓	✓
Gear Shift Indicator	✓	✓	✓	✓
Dual Tone Dashboard	—	✓	✓	✓
Co-Driver Vanity Mirror	—	✓	✓	✓
Tachometer	—	✓	✓	✓
Chrome Accents on AC Louvers	—	✓	✓	✓
Meter Accent Lighting	—	—	—	✓

Spare Wheel in all variants is steel type.

FEATURE LIST				
FUEL TYPE	Sigma	Delta	Zeta	Alpha
	Petrol	Petrol	Petrol	Petrol
TRANSMISSION	MT	MT/AMT	MT/AMT	MT/AMT
ENTERTAINMENT				
Antenna	✓	✓	✓	✓
Steering Mounted Audio & Calling Controls	—	✓	✓	✓
Voice Command System	—	—	✓	✓
Audio Player with AM/FM, CD, USB & Bluetooth	—	—	—	—
Audio Remote Control	—	—	—	—
Speakers	—	2	4	4
Tweeters	—	—	2	2
Navigation System with Live Traffic Update (Through Smartplay Studio App)	—	—	✓	✓
17.78 cm Touchscreen Smartplay Studio	—	—	✓	✓










COMFORT AND CONVENIENCE				
Foot Rest	✓	✓	✓	✓
Front Power Windows	✓	✓	✓	✓
Auto Down Driver Power Window	✓	✓	✓	✓
Tilt Steering	✓	✓	✓	✓
12 V Accessory Socket	✓	✓	✓	✓
Cup Holder/Bottle Holder	✓	✓	✓	✓
Air Conditioner with Heater	✓	✓	✓	✓
Remote Keyless Entry	—	✓	✓	✓
Electrically Adjustable ORVM	—	✓	✓	✓
Day and Night IRVM	—	✓	✓	✓
Rear Seat Adjustable Head Restraints	—	✓	✓	✓
Rear Seat 60:40 Split	—	✓	✓	✓
Rear Power Windows	—	✓	✓	✓
Luggage Lamp	—	✓	✓	✓
Parcel Tray	—	✓	✓	✓
Engine Push Start/Stop Button	—	—	✓	✓
Electrically Folding ORVM	—	—	✓	✓
Automatic Climate Control	—	—	—	✓
Driver Seat Height Adjuster	—	—	—	✓

SAFETY				
High Speed Warning Alert*	✓	✓	✓	✓
Electronic Stability Program	✓	✓	✓	✓
Hill Hold Assist (AMT only)	—	✓	✓	✓
Key Left Reminder	✓	✓	✓	✓
Headlamp On Reminder	✓	✓	✓	✓
Overtaking & Turn Indicator	✓	✓	✓	✓
Immobilizer (Anti-theft Security System)	✓	✓	✓	✓
Driver & Co-Driver Seat Belt Reminder	✓	✓	✓	✓
Front Wiper and Washer	✓	✓	✓	✓
Speed Sensing Auto Door Locking	✓	✓	✓	✓
High-mount LED Stop Lamp	✓	✓	✓	✓
Childproof Rear Doors	✓	✓	✓	✓
Rear Parking Sensor	✓	✓	✓	✓
Security Alarm System	—	✓	✓	✓
Rear Defogger	—	—	✓	✓
Rear Wiper	—	—	—	✓
Rear View Parking Camera	—	—	—	✓

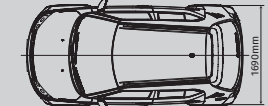
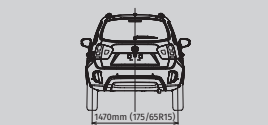
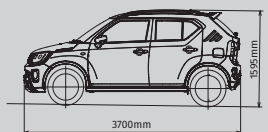
*If the vehicle's speed exceeds 80 km/h, then the primary level warning will beep twice every minute. If the speed goes above 120 km/h, the secondary level warning will keep beeping. If the vehicle's speed slows down to 118 km/h, primary warning will resume. If the vehicle is slowed down to 78km/h, speed alert warning will stop. This buzzer does not indicate any malfunction in the vehicle.

NEXA
Safety Shield
PROTECTING YOU AND YOUR PASSENGERS

- SUZUKI-TECT BODY
- DUAL FRONT AIRBAGS
- ABS WITH EBD
- SEAT BELT PRE-TENSIONERS WITH FORCE LIMITERS
- ISOFIX CHILD SEAT ANCHORAGES
- PEDESTRIAN PROTECTION COMPLIANCE
- FULL FRONTAL IMPACT COMPLIANCE, FRONTAL OFFSET IMPACT COMPLIANCE, SIDE IMPACT COMPLIANCE

AVAILABLE COLOURS	
	Turquoise Blue (Except Sigma)
	Lucent Orange (Except Sigma)
	Nexa Blue
	Glistering Grey
	Silky Silver
	Pearl Arctic White
Dual Tone (Except Sigma & Delta)	
	Nexa Blue with Black Roof
	Nexa Blue with Silver Roof
	Lucent Orange with Black Roof

Maruti Suzuki India Limited reserves the right to change, without notice, prices, colours, equipment specifications, and models and also to discontinue models and/or replace any part or accessory with any other product. Accessories and features shown in the pictures may not be a part of standard equipment and will differ according to the variant. Car colour may vary due to printing on paper. Any offers made will be subject to availability of the product. For more details, contact your nearest NEXA dealership.



NEXA | www.nexaexperience.com

 **MARUTI SUZUKI**

07-20





THE TOUGH URBAN

It's sporty. It's tough. Tough enough to take on the urban chaos. The busy roads. The narrow lanes. In the concrete jungle, it's a species that doesn't bow down to these elements. But moves through them. Quickly. Easily. With a design that's perfect to take on the rugged terrains of this habitat. It's the Tough Urban Ignis. Compact Urban SUV.

IT'S TOUGH. IT'S SPORTY.

Spotting the Ignis in the chaos is quite easy. With an Imposing Chrome Grille and Sturdy Front Skid Plate, it makes its presence felt in every corner, leaving those who glance upon it in awe. Get ready for attention as you zip through the streets.

STANDS HIGH. LOOKS TOUGH.

The Ignis has a Striking Rear Spoiler and a Sturdy Rear Skid Plate, which makes for a wider and tough look. The high SUV like stance makes the Ignis easy to get in and out off. Moreover, its higher seating gives you better visibility. It's a car that looks tough and is easy to manoeuvre through any road.



SPACIOUS AND COMFORTABLE

1 It's a tough world out there. But thankfully the story is different inside the Ignis. The spacious cabin and comfortable interiors will keep you calm, no matter what's outside.

PEPPY 1.2L VVT PETROL ENGINE

2 The Ignis ensures a peppy performance with a BS VI compliant 1.2L VVT Petrol Engine. This finely tuned engine is perfectly optimised to give you a great drive, whether you're cruising along the streets, or manoeuvring through the narrow lanes.

AUTO GEAR SHIFT

3 The pace might be fast in the urban jungle but the traffic is slow. Worry not. The Ignis with Auto Gear Shift makes every drive smoother and more comfortable, without compromising on efficiency.

SMARTPLAY STUDIO

4 The Smartplay Studio allows you to text, call, play music and navigate easily through the city using steering mounted controls, or by simply using your voice*. Not only this, the feed from the rear camera allows you to easily park the car in the toughest of spots.

AUTOMATIC CLIMATE CONTROL

5 The Ignis is always comfortable as the Automatic Climate Control feature maintains the desired temperature for you.

*Application features and displays may vary depending on different operating systems or Smartphone devices being used.

Avoid using the phone while driving for your safety.



Scan the QR code to configure the Ignis and truly make it your own.